

Describing and Comparing People

TOPIC: Describing and Comparing People

LEVEL: Filipino 102

PROFICIENCY: Intermediate Low

TIME FRAME: 1 hour & 15 minutes (75 minutes)

MATERIAL: Noypi Music Video (1:22 min)

https://www.youtube.com/watch?v=XrcWHIOs3_Q



Language Objectives

Students will be able to:

- Identify/Tell other terms Filipinos are called, i.e., Pinoy, Noypi
- Describe positive traits of Filipinos
- Use neutral, comparative and superlative forms of adjectives, i.e. magalang, mapagmahal

Content Objectives

Students will be able to:

- Appreciate / compliment people with adjectives
- Demonstrate some good traits in the right way.

I. PRE-ACTIVITY

I.1 Instructor tells students that they are going to watch a music video about Filipinos. Start with a question:

In your country/culture, how else do you call Americans/other nationalities? How do you call people from the US? Are there slangs that people use to refer to people from the US?

Are those slangs positive or negative? Why?

What about Filipinos? What other terms have you heard/read Filipinos been referred to? Have you ever heard any slang refers to the Filipinos? What does that mean? Where did you hear that?

I.2 Review the past lesson on the different people and adjectives. A student chooses a picture of a person while another identifies the person in the picture and then describe with adjectives associated/related to the person. Examples:

Student A		Student B
Student	----	estudyante / matalino
Grandmother	----	lola / mabait
Priest	----	pari / maka-Diyos
Farmer	----	magsasaka / masipag
Manny Pacquiao	----	boksingero / malakas
Lea Salonga	----	manganganta / magaling
Jose Rizal	----	bayani / mahusay
Pia Wurtzbach	----	modelo / maganda
Rodrigo Duterte	----	presidente / matanda

I.3 Show four (4) screen capture photos of scenes from the short youtube commercial. Then, ask students to guess the answers to the questions below. Instructor tells students that they will check their predictions after viewing the entire music video.

1. Who are the people featured in the pictures?
2. What do they do?
3. What adjectives best describe them?
4. What objects do you see in the pictures?

I.4 The title of the youtube video is "NOYPI."

In the music video that will be shown: Who is the guy in red and blue shirt with a hat? Who are the people or objects that will be shown in the video? What descriptive words will be identified in the video? How are these Filipino qualities demonstrated in the video?

Students attempt to guess and instructor introduces related vocabulary: NOYPI (slang for Pinoy), and also descriptive words such as masaya, masipag, etc.

II. MAIN ACTIVITY

A. Skimming

II.a.1 Students watch the entire music video **once** and check their predictions in pairs/small groups.

II.a.2 Students watch the TV commercial for the **second time** and match the people & adjectives below:

PEOPLE	ADJECTIVES
___ 1. Estudyanteng maraming aklat	a. mapagmahal
___ 2. Taong naka-Barong Tagalog	b. mapagbigay
___ 3. Lola at apo	c. maka-Diyos
___ 4. Pintor	d. masinop
___ 5. Taong may alkansiya at pera	e. malikhain
___ 6. Pari	f. magalang
___ 7. Taong nagbibigay ng regalo	g. makabayan
___ 8. Magsiyota	h. matalino

II.b.2 True or False / Tama o Mali. If the statement is False, please correct.

- _____ 1. Magalang ang isang taong nagmamano.
- _____ 2. Galing sa mga kaibigan ang mga mabuting itinuro sa Pinoy.
- _____ 3. Kayang humataw sa buong Pilipinas ang Noypi.
- _____ 4. Hahangaan ang Pinoy kahit sa ibang lahi.
- _____ 5. Sama-sama sa pagharap ng anumang problema.

II.b.3 Roleplay:

Your whole family and close friends are gathering to celebrate Christmas or other special holidays or events. You attend and greet your grandparents, uncles/aunties, and/or other relatives. After greeting, everyone exchange gifts. You either give or receive a nice present or both.

- A. Student A acts as a younger family member, for example, a grandchild greeting B, an older family member, for example, grandparent.
- B. Student B acts as an older family member, for example, grandparent who will then asks for A's name & eventually thanking B for the gift / polite act.

C. Language Focus (see attached document)

III. POST ACTIVITY

- 1. How can we show politeness or respect in different situations? Is it similar or different with the American culture? Why? What are the different ways to show courtesies in your family? Explain.
- 2. Can one be giving and at the same time frugal? How?
- 3. In what ways, can patriotism be demonstrated?
- 4. Having lots of books is a sign of being intelligent: Agree or disagree? Why?
- 5. How can one show/demonstrate pride in his/her heritage/roots/ethnicity?
- 6. What happens when family members possess positive traits? What could be the effect to the community?
- 7. What if one has a negative trait? What could be its effect to the family? To the community?

Game

Divide the whole class into two groups. Students write three adjectives describing themselves (use the newly discussed adjectives) in an index card, and each student should pick one card and guess the person in the card (and also describe why he/she thinks that way). Group A will ask Group B; Group B will ask Group A.

Make a poster on how to be a good Filipino/American using the new vocabulary words. Present in class next session.

Part C (Language Focus)

- 1. Discuss with your partner or in your small group the most common adjectives describing your family members.
- 2. Look at these three sentences:

<i>Masipag ang ate ko.</i>	<i>Mas masipag ang nanay ko.</i>	<i>Pinakamasipag si Lola Marcela sa pamilya namin.</i>
<i>Matalino si Kuya Bong.</i>	<i>Mas matalino ang tito ko.</i>	<i>Pinakamatalino ang tatay ko sa lahat ng miyembro ng pamilya namin.</i>
<i>Magalang ang anak ni Tita Ana.</i>	<i>Mas magalang sina Luz at Minda.</i>	<i>Pinakamagalang si Ate Vi sa lahat.</i>

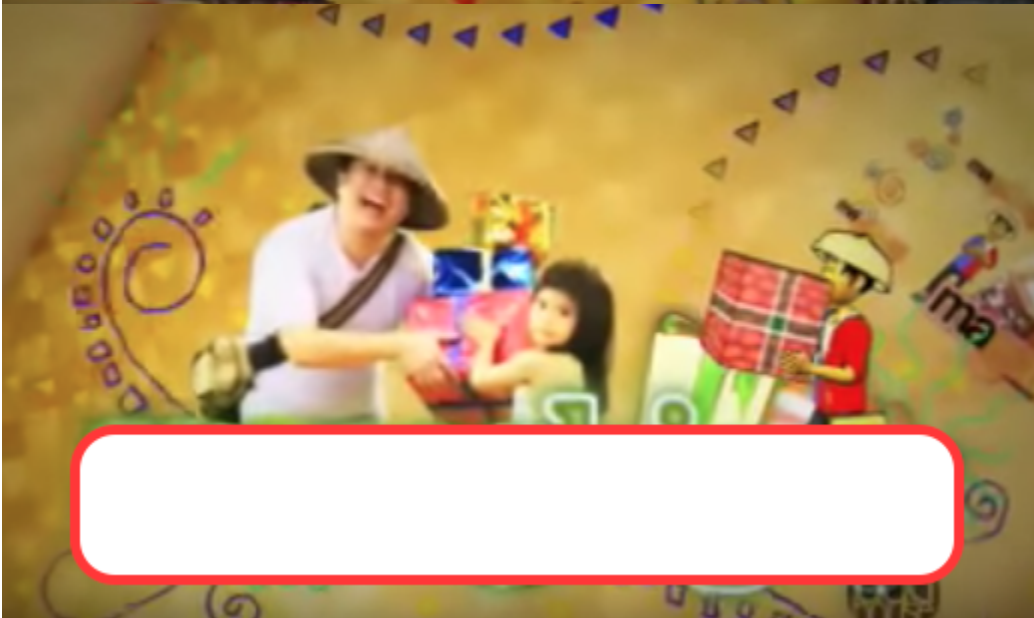


- a. What are differences among the three sentences?

b. Discuss the different terms/affix associated with the words above (mas, pinaka-)

c. Give some other examples of sentences with different adjectives similar to the categories above

Screen Capture PHOTOS for Pre-Activity





TRANSCRIPT

<p>Noypi [1:22 min] http://www.youtube.com/watch?v=XrcWHIOs3_Q</p>	<p>English</p>
<p>Noypi! Kung tawagin Magalang, matapat at matulungin Noypi! Ito ang tawag Maka-Diyos, matalino at matiyaga Maaalala mo pa ba? Ang itinuro ni nanay, tatay, lolo't lola'y pagbabago'y simulan na Harapin ang hamon kahit ano pa man Magkahawak ang kamay, sama-sama</p> <p>Noypi, noypi, noypi aming lahi bibilib ka para sa tunay niyang ugali Noypi, Luzon, Visayas, Mindanao Sa buong mundo kaya niyang humataw Ipagmalaki, ihanay man sa ibang lahi Kaya mo iyan, ikaw ay hahangaan 'Yan ang Pinoy, 'yan ang Pinoy, 'yan ang Pinoy, 'yan ang Pinoy Noypi, [6x] PINOY, NOYPI!</p> <p>[mapagbigay, masipag, makabayan, masinop, mapagmahal, malikhain, masayahin]</p>	<p>Noypi! How he is called Respectful, faithful and helpful Noypi! This is how he is called Religious/God-fearing, intelligent and persevering Do you still remember? What mother, father, grandfather and grandmother taught, let the change begin Face the challenge no matter what it is Let's hold hands, all together</p> <p>Noypi, noypi, noypi Our race, admire the his true traits Noypi, Luzon, Visayas, Mindanao In the whole world, he can survive Be proud, compare with other races You can do it, you will be admired That's the Pinoy, 'that's the Pinoy, that's the Pinoy, that's the Pinoy Noypi, [6x] PINOY, NOYPI!</p> <p>[giving, hardworking, patriotic, thrifty, loving, creative, happy]</p>